

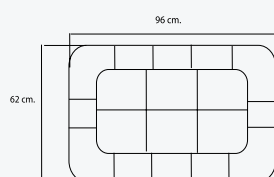
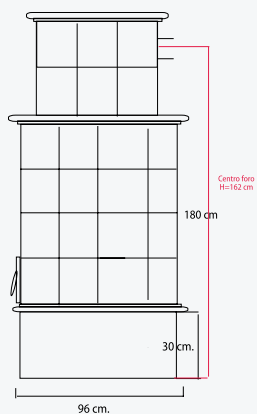
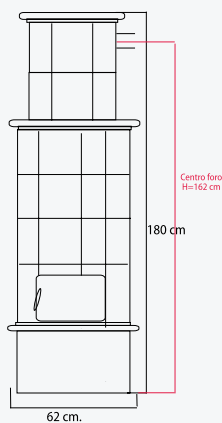
## CARATTERISTICHE TECNICHE

Dimensioni massime ingombro (cm)	62 x 96 x h 180
Peso (kg)	900
Volume riscaldamento (mc)	170 ÷ 200
Portina (cm)	35 x 23,5 nera
Piedini (cm)	-
Basamento (cm)	h 30
Colori	-
Maiolica	g30 - patty
Scarico fumi (Ø cm)	13
Forno cottura (largh. x prof. x h cm)	-
Regolazione automatica aria combustione	-



MODELLO

## Sella COLLEZIONE ALPINA



MODELLO SELLA COLLEZIONE ALPINA